



Blueprint Delivered

Partnercast Series

Spring 2026



Welcome

Your Blueprint Delivered journey starts here



BLUEPRINT DELIVERED

The Webinar Series

How this works





About today

Active Participation

- Join the live polls & activities
- Be part of the co-design experience

Use Slido With Your Community ID or Email

- Helps us track your participation
- Allows us to match you to your workshop registration
- Ensures you get points on the leaderboard

Engage in Q&A

- Drop questions into the Q&A panel anytime
- Some answered live, others in the background
- We'll pull the best ones directly into the conversation

What's in it for you?

Value for every role in modern Pega delivery



Designers

Turn business into structured meaning

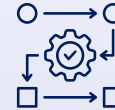
- Create high-fidelity AI blueprints
- Turn conversations into outcomes & journeys
- Reduce translation loss
- Lead faster, clearer discovery
- Hand off designs builders can use immediately



Builders

Build faster, build right

- Start from a real blueprint
- Reduce rework & misalignment
- Use AI with architectural control
- Keep guardrails & NFRs strong
- Avoid AI-Frankenstein apps



Delivery Leads

Predictability at scale

- Drive 90-day go-lives
- Improve scoping accuracy
- Strengthen design-build collaboration
- Reduce variance & surprises
- Adopt a modern AI-led rhythm

No matter what your role is, Blueprint Delivered helps you get from requirement → running app faster, with less risk, and more clarity

Leaderboard & Badge

How you earn points

- Join each weekly session
- Participate actively (polls, Q&A, chats)
- Engage in Expert Circles
- Score well in the weekly quiz

Track your progress

- Leaderboard updated after every session
- Top contributors highlighted live

Earn your series badge!

- Complete all sessions
- Receive your Blueprint Delivered Completion Badge



Series Overview

Upcoming Sessions

Session 2: High-Fidelity Blueprint - 24/26 March

'The Art of the Possible' - Designing the solution live

Session 3: Path to Readiness - 31 March/2 April

'From Design to Data-Driven Plan' - Preparing for the build

Session 4: The Quick Start - 14/16 April

'The 10-Minute Import' - Generating the application

Session 5: Accelerating the Build - 21/23 April

'From Foundation to First Feature' - continuing the implementing in App Studio



Why Blueprint Delivered?

— Our Challenge —

Why reimagine
the software
development
lifecycle...?



Massive timelines inadequate for the current speed of change onset by the tech revolution



Misaligned vision from growing complexity



Competitive disadvantage of out-of-date technology



Missed opportunities from slow delivery



Unrealized value with lack of adoption

...because it's
historically slow,
expensive,
and difficult.

— Pega's mission has been fighting this for over four decades —

Blueprint Delivered:

From intent to value

Traditional SDLC (The Old Way)

Blueprint Solution Design

The root cause: loss of intent

Intent lost in translation

AI builds the wrong thing, faster

Rework by design, not by accident

Value delivered?
Nobody knows

Business Intent

Translation loss

Stories & Specs

Misinterpretation

Manuel Build

Rework

Value Delivered?
(maybe)

Business Intent

Single source of truth

*High-Fidelity
Blueprint*

Executable intent

*AI-Accelerated
Build*

Accelerated

*Value Delivered
by Design*

The Golden Thread:
from intent to app

Structured meaning,
no dead documentation

Developers as architects,
not interpreters

AI that builds what is
actually meant

Value delivered,
every time - by design

The *Blueprint Delivered* Methodology

The Blueprint GenAI™ powered tool + the way of working to drive maximum value

It combines People, Process and Technology to deliver applications in a GenAI-powered, fast and predictable manner, transforming the delivery from process-led to outcome-led.

The Methodology, in three chapters



1. *Blueprinting*

In the Blueprint app, the MLP is clearly defined, providing a solid foundation for what will be built and delivered.



2. *Authoring*

Leveraging App Studio, the Constellation design language, and a robust CI/CD pipeline, development and testing are conducted to ensure rapid production.



3. *Value Activation*

The culmination of our efforts, where we conduct final UAT and deploy to go live.

AI changes our roles

But doesn't replace them

AI is a creative force

- But AI doesn't know the true intent

AI is the execution force (the hands)

- What used to take days or weeks, is generated in minutes
- But AI won't ask whether any of it should exist
- We are crucial to understand intent and guard quality and architecture

**The clearer the intent,
the cleaner the automation**



The Blueprint Delivered Methodology *in action*

VISION



BLUEPRINTING

STEP 1

Build a High-Fidelity Blueprint



AUTHORING

STEP 2

Transform Blueprint into a working app



VALUE ACTIVATION

STEP 3

Prepare final checks and go live

OUTCOME

The Blueprint Delivered Methodology *in action*

VISION



BLUEPRINTING

STEP 1

Build a High-Fidelity Blueprint

1. Best-in-class Case design with GenAI
2. Define workflows, personas, data model
 3. Preview the app
 4. Align stakeholders
 5. Generate a project estimate



AUTHORING

STEP 2

Transform Blueprint into a working app

1. Import your Blueprint into App Studio
 2. Automatically generate core app components
 3. Validate design in real-time
 4. Route tasks seamlessly to production team
 5. Reduce the time to build



VALUE ACTIVATION

STEP 3

Prepare final checks and go live

1. Successfully transition to production
 2. Finalize end-to-end functionality with users
 3. Deploy and launch
 4. Drive adoption and business impact

New responsibilities in Blueprint Delivered phases

Design & Build: A Seamless Continuum

VISION



BLUEPRINTING



AUTHORING



VALUE ACTIVATION

OUTCOME

Solution Designer
"Designing the right thing"

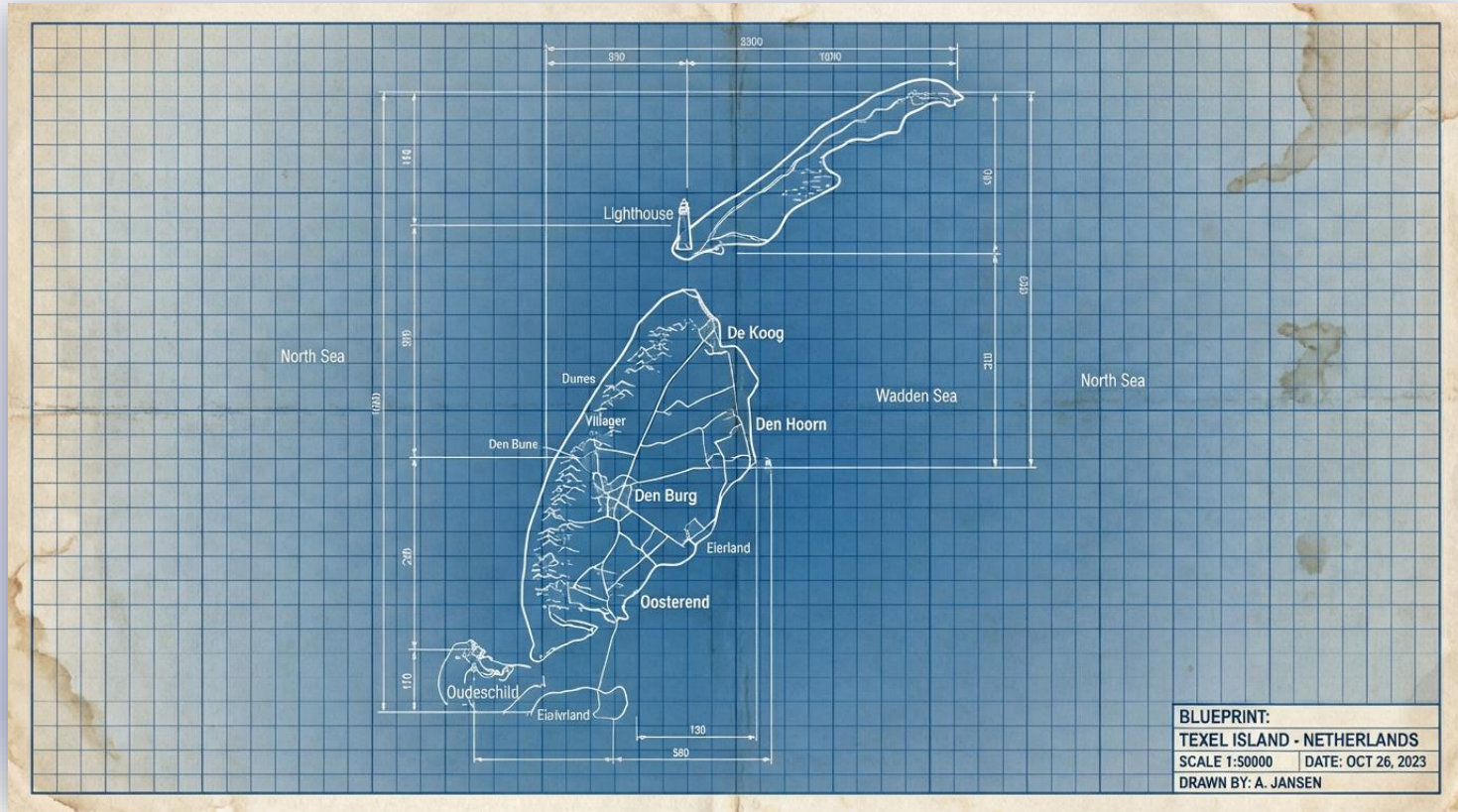
Solution Builder
"Building the thing right"

Designer-led

Builder-led

Designer-led

The Business Scenario



The 'Why': Texel Island Adventures

The Business Context



THE "WHY"

Texel Island Adventures

You're being asked to build a modern, scalable digital booking platform for Texel Island Adventures that allows tourists to discover and book experiences online.



2M annual visitors, 13.5K residents



WhatsApp/phone bookings causing double-bookings and missed revenue



6 weeks until peak season, competitors already digital

The 'Why': Texel Island Adventures

The Business Context

KEY FEATURES

- Modern booking platform for Texel Island Adventures
- Customer discovery and booking interface for experiences
- Real-time capacity management for tour operators
- Automated communication system
- Comprehensive and up-to-date view of the bookings across current and future tours
- Popular tour identification and seasonal trends

Rules

- Tide-dependent scheduling for mudflat hiking (wadlopen)
- Weather monitoring integration for boat tours
- Equipment matching based on participants and tour requirements
- Capacity limits management for lighthouse gallery tours
- Seasonal pricing logic
- Multilingual support (German and Dutch visitors)

Users

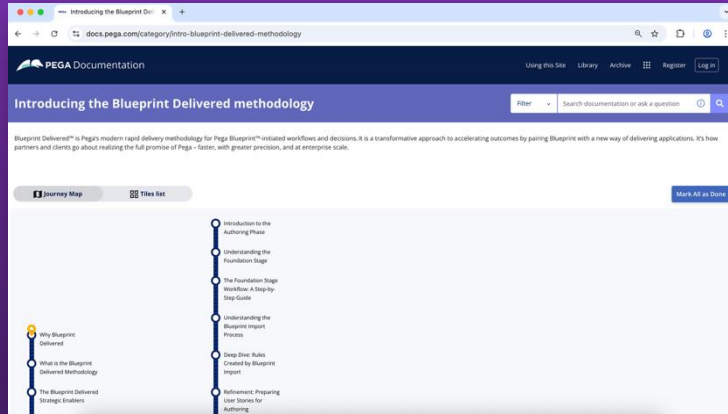
- Tourists (booking and managing experiences)
- Operators (capacity management and communications)
- Business (insights and analytics)

The Booking Journey Flow

From Discovery to Feedback

- 1. Discovery & Selection:** Tourist browses available tours & Select based on dates
- 2. Booking:** Captures details, preferences and special needs
- 3. Process Payment:** Verify the payment details, Handle payment processing
- 4. Confirmation:** Automated calculations, Terms acceptance and calendar invites
- 5. Fulfill Booking:** Check-in process and tour execution
- 6. Feedback:** Post-event survey, Tour Performance and loyalty engagement

Want to learn more?



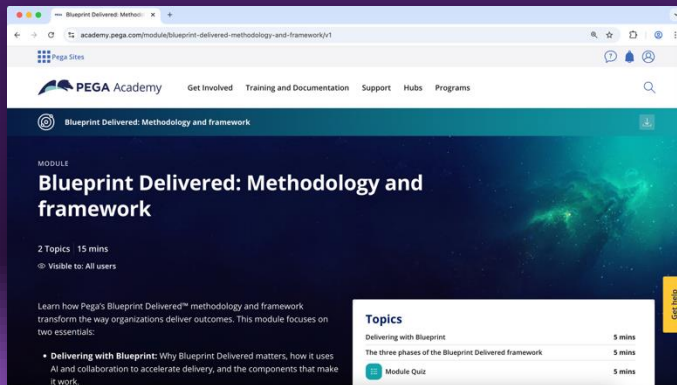
Introducing the Blueprint Delivered methodology

Blueprint Delivered™ is Pega's modern rapid delivery methodology for Pega Blueprint™-inspired workflows and decisions. It is a transformative approach to accelerating outcomes by pairing Blueprint with a new way of delivering applications. It's how partners and clients go about realizing the full promise of Pega—faster, with greater precision, and at enterprise scale.

- Introduction to the Authoring Phase
- Understanding the Foundation Stage
- The Foundation Stage: Roadmap & Step-by-Step Guide
- Understanding the Blueprint Import Process
- Step Drive: Rules Created by Blueprint Import
- Reference: Preparing Your System for Authoring

Why Blueprint Delivered

- What is the Blueprint Delivered Methodology
- The Blueprint Delivered Strategy: Enabler



Blueprint Delivered: Methodology and framework

MODULE

Blueprint Delivered: Methodology and framework

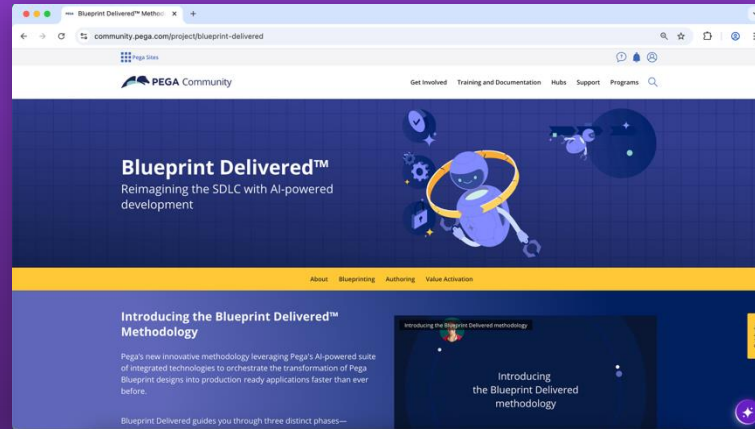
2 Topics 15 mins

Visible to: All users

Learn how Pega's Blueprint Delivered™ methodology and framework transform the way organizations deliver outcomes. This module focuses on two essentials:

- Delivering with Blueprint:** Why Blueprint Delivered matters, how it uses AI and collaboration to accelerate delivery, and the components that make it work.

Topics	Duration
Delivering with Blueprint	5 mins
The three phases of the Blueprint Delivered Framework	5 mins
Module Quiz	5 mins



PEGA Community

Blueprint Delivered™

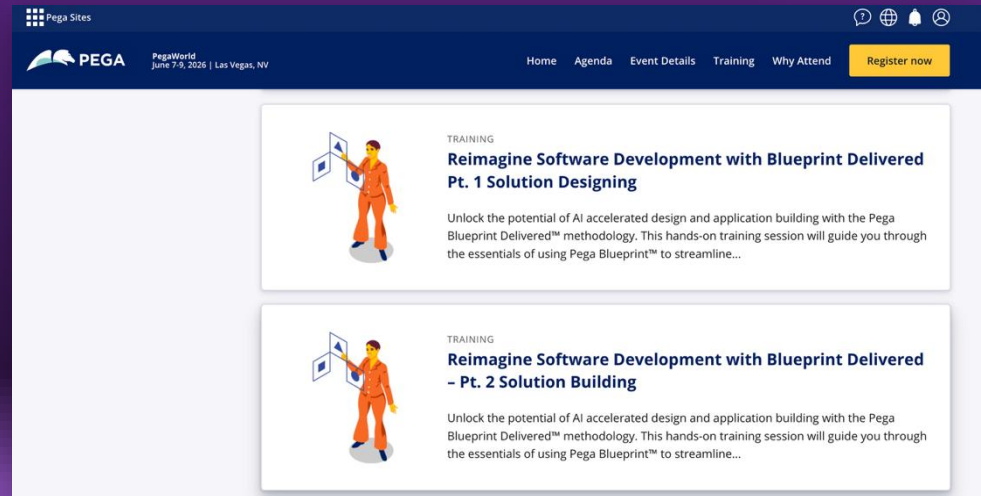
Reimagining the SDLC with AI-powered development

About | Blueprinting | Authoring | Value Activation

Introducing the Blueprint Delivered™ Methodology

Pega's new innovative methodology leveraging Pega's AI-powered suite of integrated technologies to orchestrate the transformation of Pega Blueprint designs into production ready applications faster than ever before.

Blueprint Delivered guides you through three distinct phases—



PEGA Sites

PegaWorld June 7-9, 2025 | Las Vegas, NV

Home | Agenda | Event Details | Training | Why Attend | Register now

TRAINING

Reimagine Software Development with Blueprint Delivered Pt. 1 Solution Designing

Unlock the potential of AI accelerated design and application building with the Pega Blueprint Delivered™ methodology. This hands-on training session will guide you through the essentials of using Pega Blueprint™ to streamline...

TRAINING

Reimagine Software Development with Blueprint Delivered - Pt. 2 Solution Building

Unlock the potential of AI accelerated design and application building with the Pega Blueprint Delivered™ methodology. This hands-on training session will guide you through the essentials of using Pega Blueprint™ to streamline...

*That's all for now!
See you next week*

